

TAIPEI MAIN OFFICE
7th Floor We Sheng Building,
No.125, Nanking East Rd. Sec.2,
P.O.BOX 39-243, Taipei 10409, Taiwan
Tel: 886-2-2507-2811 • Fax: 886-2-2508-3711
E-mail: tiplo@tiplo.com.tw
Website:www.tiplo.com.tw

TOKYO LIAISON OFFICE
No.506 Lions Mansion ,
13-11, Shinjuku 2-Chome,
Shinjuku-ku, Tokyo 160-0022, Japan
Tel: 81-3-3354-3033 • Fax: 81-3-3354-3010

© 2017 TIPLO, All Rights Reserved. TIPLO Attorneys-at-Law

IPR Statistics 2017 as of End of Q3, TAIWAN

Table 1 : Patents and Trademark Applications - Residents and Non-residents

			2017Q3 v. 2016Q3			Q1-Q3 2017 v. Q1-Q3 2017		
			2017	2016	Growth rate (%)	2017	2016	Growth rate (%)
Patents	Total	Total	18,765	18,121	4	54,327	52,615	3
		Resident	10,429	10,026	4	29,755	28,993	3
		Non-resident	8,336	8,095	3	24,572	23,622	4
	Invention	Total	11,631	10,849	7	33,543	31,470	7
		Resident	4,718	4,073	16	12,796	11,475	12
		Non-resident	6,913	6,776	2	20,747	19,995	4
	Utility model	Total	4,937	5,045	-2	14,628	14,972	-2
		Resident	4,586	4,715	-3	13,753	14,065	-2
		Non-resident	351	330	6	875	907	-4
	Design	Total	2,197	2,227	-1	6,156	6,173	-0.3
		Resident	1,125	1,238	-9	3,206	3,453	-7
		Non-resident	1,072	989	8	2,950	2,720	8
Trademark			2017Q3 v. 2016Q3			Q1-Q3 2017 v. Q1-Q3 2016		
			2017	2016	Growth rate (%)	2017	2016	Growth rate (%)
	Total		22,168	19,874	12	62,558	58,143	8
	Resident		16,230	14,513	12	46,258	42,197	10
	Non-resident		5,938	5,361	11	16,300	15,946	2

Table 2: Patent Grants 2017 - Residents and Non-residents as of Q3

			2017Q3			Q1-Q3 2017		
			2017	2016	Growth rate (%)	2017	2016	Growth rate (%)
Patents	Total	Total	18,202	17,810	2	56,726	56,660	0.1
		Resident	10,264	10,218	0.5	31,753	32,485	-2
		Non-resident	7,938	7,592	5	24,973	24,175	3
	Invention	Total	11,148	11,320	-2	36,455	36,252	1
		Resident	4,367	4,851	-10	14,874	15,582	-5
		Non-resident	6,781	6,469	5	21,581	20,670	4
	Utility model	Total	5,305	4,738	12	14,989	14,639	2
		Resident	5,025	4,412	14	14,145	13,756	3
		Non-resident	280	326	-14	844	883	-4
	Design	Total	1,749	1,752	-0.2	5,282	5,769	-8
		Resident	872	955	-9	2,734	3,147	-13
		Non-resident	877	797	10	2,548	2,622	-3

Table 3: Processing Status of Examination of Invention Patent Applications

	Applications	Number of requests for substantive examination	Number of conclusions	Number pending	First office actions issued	Average pendency for first office action (month)	Average disposal pendency (month)
2014	46,378	41,168	70,206	100,041	62,413	24.31	33.43
2015	44,415	40,489	68,369	72,510	59,366	17.68	26.02
2016	43,836	38,382	61,287	50,293	49,930	11.95	19.83
Q1 2016	10,305	9,062	14,731	66,841	12,974	14.28(Mar.)	21.48(Mar.)
Q2 2016	10,316	9,372	15,350	60,863	13,152	12.65(Jun.)	20.14(Jun.)
Q3 2016	10,849	9,356	15,265	54,954	11,903	10.24(Sep.)	18.73(Sep.)
Q4 2016	12,365	10,592	15,941	50,293	11,901	9.57(Dec.)	17.1(Dec.)
Q1-Q3 2016	31,470	27,790	45,346	54,954	38,029	10.24(Sep.)	18.73(Sep.)
Q1 2017	11,173	9,761	12,950	47,063	10,212	9.23(Mar.)	15.84(Mar.)
Q2 2017	10,739	9,462	11,478	45,009	9,588	8.68(Jun.)	15.45(Jun.)
Q3 2017	11,631	10,339	10,911	44,576	8,509	8.51(Sep.)	14.80(Sep.)
Q1-Q3 2017	33,543	29,562	35,339	44,576	28,309	8.51(Sep.)	14.80(Sep.)
Q1-Q3 2017 over Q1-Q3 2016	+7%	+6%	-22%	-19%	-26%	-1.73 months	-3.93 months

Note: Concluded cases for invention patent include the number of grants and rejections and the number of applications withdrawn, dismissed, not accepted, terminated, converted, and priority claimed.

Fig. 1 Invention patent applications filed in 2017Q3 by non-residents - Top 5 by nationality of applicant

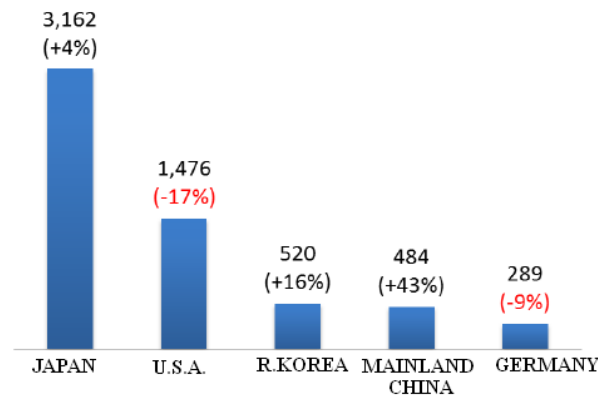


Fig. 2 Design patent applications filed in 2017Q3 by non-resident - Top 5 by nationality of applicant

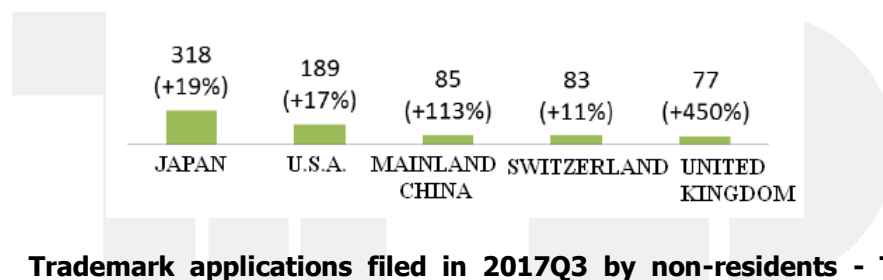


Fig. 3 Trademark applications filed in 2017Q3 by non-residents - Top 5 by nationality of applicant

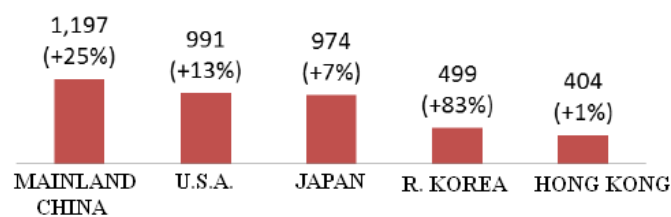


Fig. 4 Grants of invention patents to non-residents in 2017Q3 - Top 5 by nationality of applicant

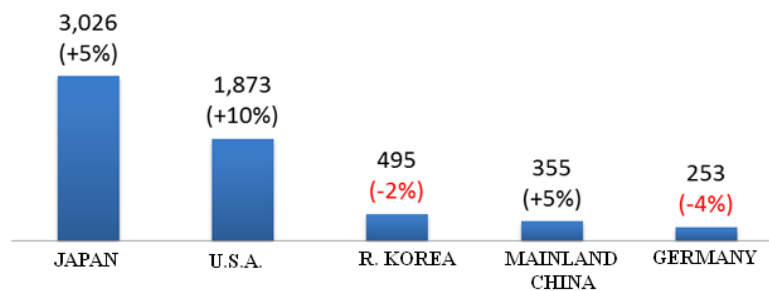


Fig. 5 Top 10 corporate applicants for invention patent in 2017Q3 by number of applications filed in said quarter

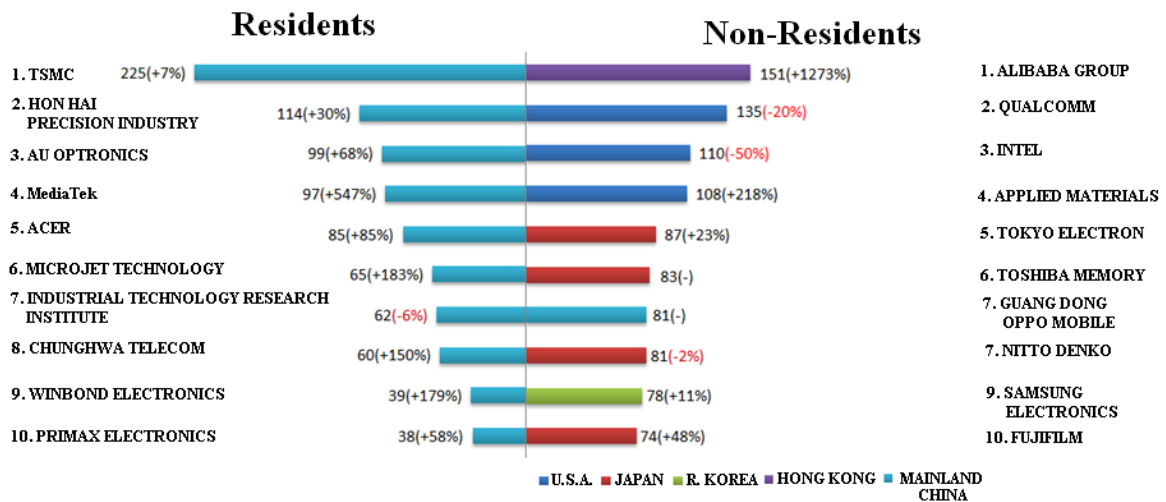
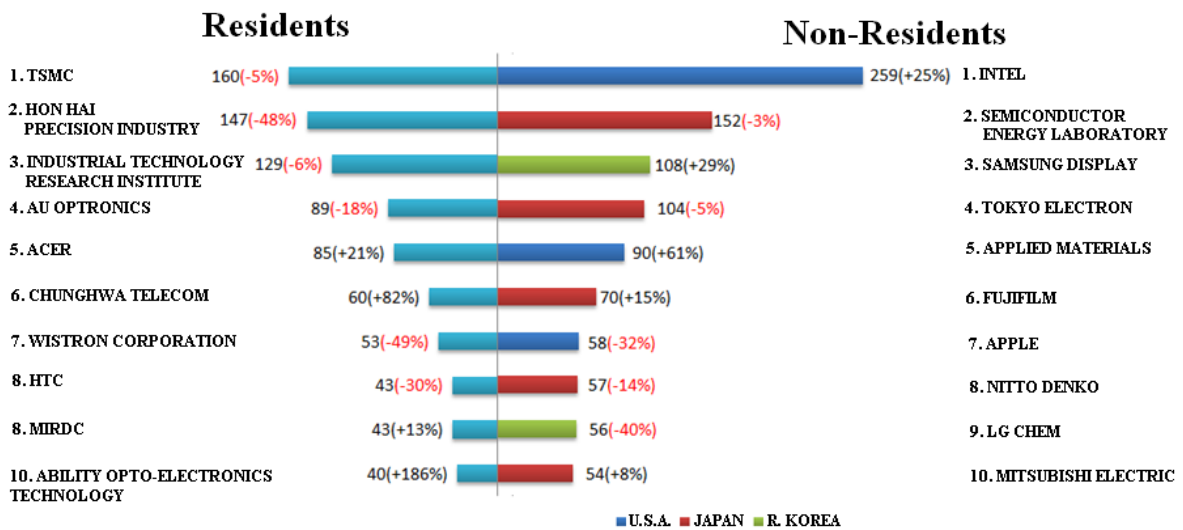


Fig. 6 Top 10 corporate applicants receiving grants of invention patent in 2017Q3 - resident and non-resident



[Source: Taiwan Intellectual Property Office]



Taiwan International Patent & Law Office

TAIPEI MAIN OFFICE
7th Floor We Sheng Building,
No.125, Nanking East Rd. Sec.2,
P.O.BOX 39-243, Taipei 10409, Taiwan
Tel: 886-2-2507-2811 • Fax: 886-2-2508-3711
E-mail: tiplo@tiplo.com.tw
Website: www.tiplo.com.tw

TOKYO LIAISON OFFICE
No.506 Lions Mansion ,
13-11, Shinjuku 2-Chome,
Shinjuku-ku, Tokyo 160-0022, Japan
Tel: 81-3-3354-3033 • Fax: 81-3-3354-3010